

Technical Bulletin M5163

▲ Keep this sheet for your records.

Jawbone Extraction

No. 35814

Steel Jawbone Extractor

No. 81080

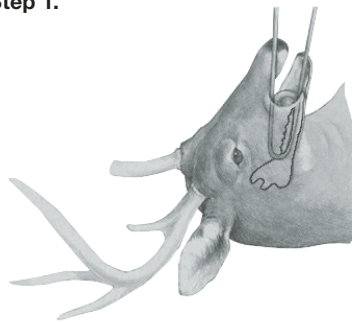
Jawbone Removal Shears



Simple Technique for Jawbone Extraction

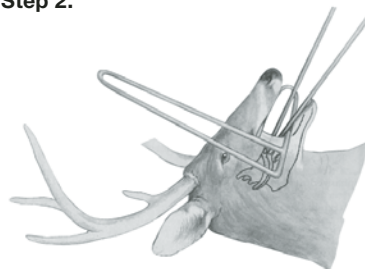
Accurately determining the age of a whitetail deer is important for proper deer herd management. Biologists use a technique for estimating the age by mandibular tooth replacement and wear which usually requires removal of the jawbone. Use of the Steel Jawbone Extractor and Jawbone Removal Shears provides a fast, easy way to remove the jawbone without causing damage to the cape. Removing the jawbone will not affect the mount since taxidermists skin the cape from the head and stretch it over a form – the actual jawbone and teeth are not used.

Step 1.



Use the jawbone extractor to pry open the deer's mouth. Insert the smaller, rounded end of the extractor between the jawbone and cheek and push to break loose membrane and muscle from the jawbone.


Step 2.



Hold the deer's mouth wide open using the extractor. Insert the jawbone removal shears with the blade on the tongue

side. Tilt the handles of the shears toward the lower jawbone, and then cut the jawbone being careful not to cut the last molar cusp.

Step 3.



Insert the smaller end of the jawbone extractor over the jawbone where the cut was made. With the deer head held down firmly, give a quick tug on the extractor. It should slide under the jawbone and break loose all remaining muscles, freeing the jawbone. That side of the jawbone will separate from the opposite side near or in the middle of the front teeth or may be cut using the shears. Because only the premolars and molars are used, the front teeth usually have no value for this type of aging.

Step 4.

Clean the jawbone and remove all tissue. Attach a tag for recording the data and air dry.

Portions copyrighted by PROGRESSIVE FARMER, October 1995. Reprinted with permission.

Tech Support 800-430-5566

If you need more information or would like advice from an experienced professional, call our Technical Support team.

Sales 800-647-5368

Our sales department will gladly fax you an order form, update you on pricing, or take your order over the phone.

Online www.forestry-suppliers.com

For credit card and open account orders, visit our web site to place your order.



▲ Keep this sheet for your records.



No. 93320

Stainless Steel Game Shears

Made of stainless steel, these shears feature spring-loaded locking handles and serrated blades. The lower blade has a bullet-type head to prevent tearing the game. Nylon sheath with Velcro® closure included. 8-1/2" long.



No. 93321

Steel Game Gambrel

Sturdy steel rack with two crossbars for extra strength. The large hooks on each end securely hold a deer's carcass. It's easy to use, and it will help make dressing and skinning more convenient.



Pelouze® Hanging Scales

No. 93491 110 lb. cap. Hanging Scale

No. 93490 220 lb. cap. Hanging Scale

No. 93497 330 lb. cap. Hanging Scale

Graduations deeply etched for durability and protection. Adjustment screw for zero set. 3-1/4" x 2-1/2" x 19".



No. 35834

SpeedAger™ Kit

Includes the SpeedAger™ Deer Aging Card with a complete set of color photos of jawbones and teeth for different aged deer. Also includes forms for recording information, and a booklet containing helpful tips on trophy management.



No. 35846

3D Deer Aging Kit

Designed by wildlife biologists, this 3-D Deer Aging Kit provides a quick, easy and inexpensive way to estimate the age of your harvested deer. Just match the tooth wear pattern of the harvested deer to the Deer Aging Tool. Contains eight solid cast jaws ranging from 1-1/2 to 8-1/2 years of age.



No. 35844

White-tailed Deer Harvest and Record Book

Graphs and charts for harvest records and herd progress. SpeedAger™ included. 34 Pages. Softcover.



No. 35849

A Practical Guide to Producing and Harvesting White-Tailed Deer Book

By Dr. James C. Kroll, Stephen F. Austin State University. Includes topics on effective management of whitetails and the means required to produce quality bucks, efficient methods of harvesting with techniques to become a better manager, hunter, or guide, and how to communicate effectively with people. 590 Pages. Hardcover.



No. 79364

Deer Data Tags

Data lines include: hunter's name, club, date deer was killed, sex of the deer, lactation, live and dressed weight, age, inside spread, number of points, beam circumference, beam length, and space for additional comments. 6-1/4" x 3-1/8". Manila card stock.



No. 91340

Cuddeback 3.0 Megapixel Digital Game Camera

With 3.0 megapixel resolution, the digital Cuddeback delivers full-color image quality - day or night - equal to that of top-quality film cameras.