

MODES - To change modes, depress and release the mode button.

Act = Actual Distance

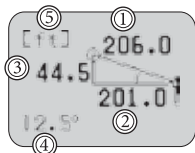
Hor = Angle Compensated Distance (horizontal distance)

Hgt (solid) = Height Measurement from the device

Hgt (blinking) = 2-Point Height Measurement

Ang = Angle (degrees)

KEY - ① Actual Distance, ② Horizontal Distance, ③ Height, ④ Angle, ⑤ Unit: [m] meter, [YD] yards, [ft] feet

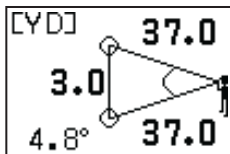


2-POINT HEIGHT MEASUREMENT:

1. In the **Hgt** (blinking) mode, aim the rangefinder at the base* of the object that you want to measure and depress the **POWER** button.



Hgt is blinking.

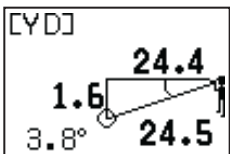


The results from the previous measurement are displayed on the screen.

2. When measurement is successful, you see **Hgt** (solid) + **Hgt2** (blinking) on the internal LCD.



Hgt is solid; **+Hgt2** is blinking



3. Aim the rangefinder at the top* of the object and depress the **POWER** button.

* "base" and "top" can be switched