

# DIY Tree Care Products

## One application provides FULL-SEASON CONTROL OF:

- Adelgids (including Hemlock Woolly Adelgids)
- Aphids
- Asiatic Garden Beetles
- Black Vine Weevil Larvae
- Chafers
- Elm Leaf Beetles
- Eucalyptus Longhorned Borers
- Flathead Borers (including Alder-Birch Borer, Bronze Birch Borer, Emerald Ash Borer)
- Japanese Beetles
- Lace Bugs
- Leafhoppers
- Leafminers
- Mealybugs
- Oriental Beetles
- Psyllids
- Royal Palm Bugs
- Soft Scale Insects
- Thrips (suppression)
- Whiteflies

ON ALL TYPES OF ORNAMENTAL TREES  
DO NOT TREAT FOOD BEARING PLANTS

# Multi-Insect Killer

## Do-It-Yourself

Convenient and Easy to Use

## Control Adelgids

Including Hemlock Woolly Adelgids

## Beetles, Borers

Including Emerald Ash Borer

## Aphids

And Other Listed Pests

**KILL TREE INSECTS**

Net Contents: 0.5 fl oz (15 ml), one syringe and one syringe tip

**Active Ingredient:**  
Imidacloprid (CAS No. 138261-41-3) 5%  
**Other Ingredients** ..... 95%  
Total ..... 100%  
Contains 0.025 oz (0.75 g) active ingredient per 0.5 fl oz (15 ml) bottle.

## Keep Out of Reach of Children WARNING

See below for additional Precautionary Statements

### FIRST AID

Have the product container or label with you when calling a poison control center or doctor, or going for treatment. You may also contact 1-800-222-1222 for emergency medical treatment information.

**If Swallowed:** Immediately call a poison control center or doctor for treatment advice. Have person sip a glass of water if able to swallow. Do not induce vomiting unless told to do so by the poison control center or doctor. Do not give anything by mouth to an unconscious person.

**If Inhaled:** Move person to fresh air. If person is not breathing, call 911 or an ambulance, then give artificial respiration, preferably by mouth-

to-mouth, if possible. Call a poison control center or doctor for further treatment advice.

**If on Skin or Clothing:** Take off contaminated clothing. Immediately rinse skin with plenty of water for 15-20 minutes. Call a poison control center or doctor for treatment advice.

**If in Eyes:** Hold eye open and rinse slowly and gently with water for 15-20 minutes. Remove contact lenses, if present, after the first 5 minutes, then continue rinsing eye. Call a poison control center or doctor for treatment advice.

Not for sale or distribution in or into Nassau, Suffolk, Kings or Queens Counties, New York.

### PRECAUTIONARY STATEMENTS

#### Hazards to Humans & Domestic Animals

**WARNING:** Harmful if swallowed, inhaled or absorbed through skin. Causes substantial but temporary eye injury. Do not get in eyes or on clothing. Wear safety glasses. Thoroughly wash with soap and water after handling and before eating, drinking, chewing gum, using the toilet or using tobacco. Remove contaminated clothing and wash clothing before reuse.

#### Environmental Hazards

This product is highly toxic to fish and aquatic invertebrates. Do not apply directly to water, to areas where surface water is present or to intertidal areas below the mean high water mark. Do not contaminate water when disposing of equipment washwaters or rinsate. This product is highly toxic to bees exposed to direct treatment or residues on blooming plants or weeds. Do not apply this product to blooming plants or weeds if bees are visiting the treatment area.

Insect photos obtained from Forestry Images.com

# DIY Tree Care Products

## Systemic Insect Control on Landscape Ornamentals

# Multi-Insect Killer

- Do-It-Yourself
- Convenient
- Easy-To-Use

### Notice of Warranty

ArborSystems warrants that this product conforms to the chemical description on the label and is reasonably fit for use under average conditions when used strictly in accordance with the directions on the labeling. ArborSystems does not make, or authorize any agent or representative to make, any other warranty, guarantee or representation, express or implied, concerning this product.

ArborSystems™ is a trademark of ArborSystems.


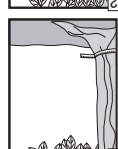
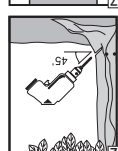
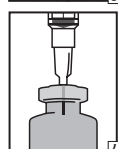
AS\_MIK/BX\_3-14-100 6M



## STORAGE AND DISPOSAL

Do not contaminate water, food or feed by storage or disposal.

**STORAGE:** Store above 65°F in a cool, dry place. Store empty syringe and insecticide in original container out of reach of children, preferably in a locked storage area. **CONTAINER MANAGEMENT:** Non-refillable container; do not reuse or refill this container. If empty, offer container for recycling. If available; alternatively, dispose of empty container and used syringe/syringe tip in trash. If not available, call your local solid or household waste agency for disposal instructions. Never place unused product down any indoor or outdoor drain.



1. Measure the circumference of tree within 12" of the ground and, using the dosage chart above, determine the correct number of application sites.
2. Using a clean, sharp 1/4" drill bit, drill a hole for each application site, spaced evenly (4" to 5" apart) around the base of the tree, within 12" of the ground. Drill holes 1" deep and at a 45° downward angle (so the insecticide will stay in the tree).
3. Place the metal syringe tip on the end of the syringe. Twist to lock tip in place.
4. Remove the tear-off covering from the metal cap on the top of the insecticide bottle, exposing the plunger stopper.
5. Depress the plunger completely into the syringe.
6. Insert the syringe tip through the rubber stopper into the bottle; this requires a steady pressure.
7. Turn the bottle upside down so the insecticide surrounds the syringe tip. Slowly pull back the plunger to draw 1 ml of insecticide into the syringe. Markings on the syringe barrel show the 1 ml fill line. Do not pull the plunger out of the syringe; you will break the syringe.
8. Carefully withdraw the syringe and tip from stopper.
9. Place the tip into one of the drilled holes. Slowly and completely depress plunger to deposit the insecticide into the tree.
10. Repeat process placing 1 ml of insecticide in each drilled hole.
11. Thoroughly water the yard area around the tree after treatment, unless it has recently rained.
12. Allow syringe and syringe tip to thoroughly dry prior to storage or disposal.
13. If you have any insecticide remaining in the container, it may be stored in the container; the rubber stopper is self-sealing.

### APPLICATION INSTRUCTIONS

Number of Application Sites	Circumference (within 12" of the ground)
1 site	4 inches
3 sites	12 inches
6 sites	24 inches
9 sites	36 inches
12 sites	48 inches
15 sites	60 inches

### DOSAGE CHART

It is a violation of Federal law to use this product in a manner inconsistent with its label. Personal protective equipment (PPE): Use safety glasses and gloves when handling this product. Use chemical resistant gloves made of any waterproof material such as barrier laminate, butyl rubber, nitrile rubber, neoprene rubber, natural rubber, polyethylene, polyvinylchloride (PVC) or viton. **PRODUCT INFORMATION: Tree insecticide and syringe applicator. Do not treat food-bearing plants.** This product contains an insecticide that is deposited into holes drilled into the tree trunk at the flare of the tree. This simple application method is convenient and easy-to-use. Control of pests can start to be seen within two weeks. The insecticide controls Adelgids (including Hemlock Woolly Adelgids), Aphids, Armored Scales (suppression), Asiatic Garden Beetles, Black Vine Weevil Larvae, Chafers, Elm Leaf Beetles, Eucalyptus Longhorned Borer, Flathead Borers (including Alder-Birch Borer, Bronze Birch Borer and Emerald Ash Borer), Japanese Beetles, Japan-Bee Beetle Larvae, Lace Bugs, Leafhoppers, Leafminers, Mealybugs, Oriental Beetles, Pine Bark Beetles, Pine Tip Moth Larvae, Psyllids, Royal Palm Bugs, Sawfly Larvae, Soft Scale Insects, Thrips (suppression) and Whiteflies on all types of ornamental trees. **TIMING OF TREATMENTS:** Treat trees anytime during the growing season. Treatments earlier in the growing season

### DIRECTIONS FOR USE

are more successful. As a preventative, apply in early spring prior to insect activity. In the tree; one application provides full-season control. As a remedial to kill insects already on a tree, apply in spring through fall. Treatments to conifers (pine trees) may be slow in up-take. **INCLUDED IN THIS PACKAGE:** 0.5 fl oz (15 ml) DIY Tree Care Products Multi-Insect Killer, one syringe and one syringe tip. This is enough insecticide for 15 application sites and can treat from fifteen 4" circumference trees to one 60" tree. **TOOLS NEEDED:** Measuring tape, power drill and clean, sharp 1/4" drill bit. **DOSAGE:** Measure the circumference of tree within 12" of the ground. Apply 1 ml of this product for every 4" of trunk circumference.

Sold by:  
**ArborSystems**  
P.O. Box 3645  
Omaha, NE 68134  
800-698-4641  
EPA Reg. No. 69117-8  
EPA Est. 69117-NE-1

**DIY Tree Care Products**  
**Multi-Insect Killer**  
**KILL TREE INSECTS**

Lot Number: \_\_\_\_\_