

Instructions

▲ Keep this sheet for your records.

Using the Steel Jawbone Extractor

No. 35814
Steel Jawbone Extractor
No. 81102
Jawbone Removal Loppers



Accurately determining the age of a whitetail deer is important for proper deer herd management. Biologists use a technique for estimating the age by mandibular tooth replacement and

wear which usually requires removal of the jawbone. Use of the Steel Jawbone Extractor provides a fast, easy way to remove the jawbone without causing damage to the cape.

Tech Support

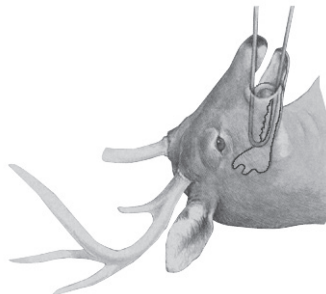
800-430-5566
If you need more information or would like advice from an experienced professional, call our Technical Support team.

Sales


800-647-5368
Our sales department will gladly fax you an order form, update you on pricing, or take your order over the phone.

Online

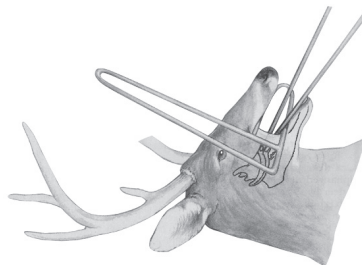
www.forestry-suppliers.com
For credit card and open account orders, visit our web site to place your order.



Step 1. Use the jawbone extractor to pry open the deer's mouth. Insert the smaller, rounded end of the extractor between the jawbone and the cheek and push to break loose membrane and muscle from the jawbone.



Step 3. Insert the smaller end of the jawbone extractor over the jawbone where the cut was made. With the deer head held down firmly, give a quick tug on the extractor. It should slide under the jawbone and break loose all remaining muscles, freeing the jawbone. That side of the jawbone will separate from the opposite side near or in the middle of the front teeth or may be cut using shears. Because only the premolars and molars are used, the front teeth usually have no value for this type of aging.



Step 2. Hold the deer's mouth wide open using the extractor. Insert jawbone removal loppers with the blade on the tongue side. Tilt the handles of the shears toward the lower jawbone, and then cut the jawbone being careful not to cut the last molar cusp.

Step 4. Clean the jawbone and remove all tissue. Attach a tag for recording the data and air dry.

Portions copyrighted by PROGRESSIVE FARMER, October 1995. Reprinted with permission.